

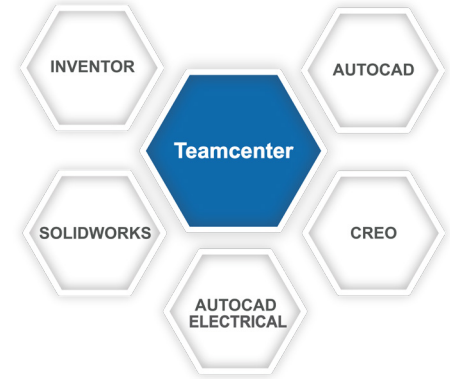
ITI Services for Teamcenter CAD Integration & Migration

ITI is your partner
for Mechanical CAD
Implementation,
Migration Consulting
and Support

CAD Integrations

The following Siemens Teamcenter CAD integration products are authored by ITI as an OEM and sold exclusively by Siemens and their partners. Hotline support is provided by GTAC.

- AutoCAD
- AutoCAD Electrical
- Inventor
- Creo Parametric
- SOLIDWORKS



CAD Integration Services

- Installation and configuration
- PLM/CAD process integration planning
- Use case development, test, and verification
- Upgrade training and user process refinement
- Supplemental support and consulting

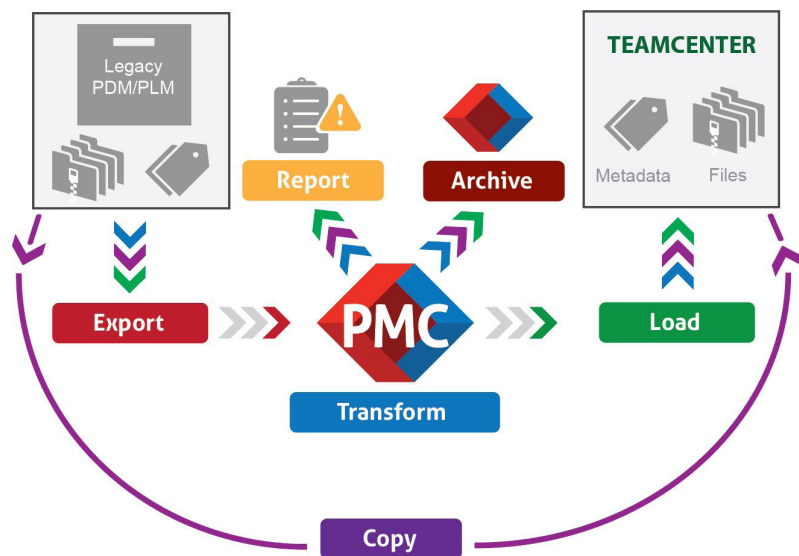
Migration Services

Extensive Experience

- Predictable and repeatable migration process
- Over 135 migration focused projects
- Any quantity and source of data can be unified
- ITI Managed Migration integrates well with Teamcenter deployment practices

Process

Our custom tools are based on the Extract, Transform, Load methodology. They are designed so that our migration experts can engineer a solution specific to the customer's unique requirements.



"The migration far exceeded our expectations. We were just talking about how we have had absolutely no hiccups due to the migration. We have done many migrations and none have gone this good."

- Industrial Controls OEM

ITI Services for Teamcenter CAD Integration & Migration

Source Systems

- Agile
- Autodesk Vault
- CMS/Product Center
- ENOVIA V6
- ePDM
- Matrix
- ProIntralink
- ProPDM
- SmarTeam
- SOLIDWORKS PDM
- Teamcenter Enterprise
- Teamcenter Unified
- Windchill/PDMLink
- Unmanaged files on disk

The ITI Migration Process

Data extraction and analysis from legacy environments

- PLM/PDM environments
- File on Disk data consolidation/unification for Creo, SOLIDWORKS, Inventor, AutoCAD, and NX
- Other data related to CAD items (ERP Masters, Properties, auxiliary files)

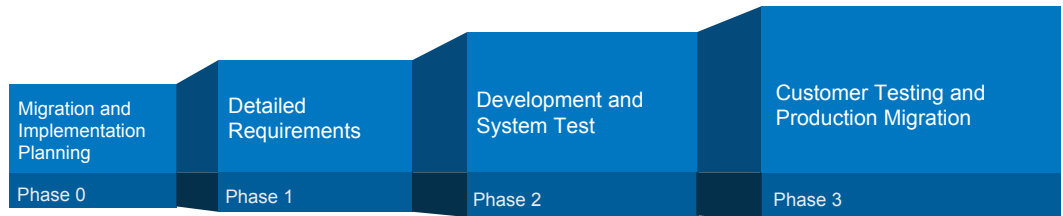
Transformation

- Analysis and data manipulation
 - Adapting data to customer requirements
 - Consolidating multiple sources of data with business-based rules
- Automated data correction based on business requirements

Load into Teamcenter

- Proven ITI proprietary technology for fast and repeatable import
- Support for projects with millions of items

PLM Data Migration: Project Approach



Typical Projects

Site Consolidation

- Multiple locations consolidating on Teamcenter as the PLM solution
 - Different data sources (PDM, PLM, files in folders)
 - Multiple CAD systems
 - Large projects or a series of smaller projects

PDM to PLM Upgrade

- Typical for SOLIDWORKS or Inventor users
- Enable focus on new PLM capabilities

Teamcenter Rapid Start

- Proper data migration ensures a good experience using the CAD integration

Teamcenter Enterprise to Unified

- Extract required data from the customer specific Enterprise data model
- CAD-focused with other information included as required
- May include consolidation with additional data

Archive

- Read-only archive created for long-term storage and retrieval
- Complimentary to the migration process
- Customizable for additional business needs

About ITI, a Wipro company

ITI is the global leader providing reliable interoperability, validation, and migration solutions for product data and related systems.

ITI solves complex product data interoperability problems so the world's leading manufacturers can focus on making great products.

ITI is a wholly owned US-based subsidiary of Wipro, Ltd, within the Industrial & Engineering Services (IES) business. IES provides customers with a platform to innovate and engineer the next generation of products and platforms at scale.

www.iti-global.com
info@iti-global.com
1-800-783-9199

5303 DuPont Circle
Milford, OH 45150
USA

